



## **ANIK INDUSTRIES LIMITED**

**CIN - L24118MH1976PLC136836**

**Corporate Office :**

2/1, South Tukoganj, Behind High Court,

Indore - 452001 (M.P.), INDIA

Phone : +91-731-4018009-10/41

Fax : +91-731-2513285

Email : [anik@anikgroup.com](mailto:anik@anikgroup.com)

Website : [www.anikghee.com](http://www.anikghee.com)

21<sup>st</sup> January, 2016

To,

The Bombay Stock Exchange, Mumbai,  
25<sup>th</sup> Floor, Phiroze Jeejeebhoy Towers,  
Dalal Street, Fort,  
Mumbai-400 001

National Stock Exchange of India Ltd.,  
"Exchange Plaza",  
Bandra-Kurla Complex,  
Bandra (E),  
Mumbai - 400 051

Dear Sir / Madam,


Please find enclosed herewith the Shareholding Pattern of the Company for the quarter ended 31.12.2015

You are requested to take the same on your records and oblige.

Thanking You,

Yours sincerely,

**For Anik Industries Limited**



**Shailesh Kumath**  
Company Secretary



1 Name of Listed Entity:

Anik Industries Limited

2 Scrip Code/Name of Scrip/Class of Security:

519383

3 Share Holding Pattern Filed under Reg. 31(1)(b) for the quarter ended: 31.12.2015

Sr.No.	Particulars	Yes*/No*
1	Whether the Listed Entity has issued any partly paid up shares?	No
2	Whether the Listed Entity has issued any Convertible Securities or Warrants?	No
3	Whether the Listed Entity has any shares against which depository receipts are issued?	No
4	Whether the Listed Entity has any shares in locked-in?	No
5	Whether any shares held by promoters are pledge or otherwise encumbered?	No
6	Whether the Listed Entity has issued any Differential Voting Rights?	No




Table 1 - Summary Statement holding of specified securities

Category of shareholder	Nos. of shareholders	No. of fully paid up equity shares held	No. of partly paid up equity shares held	No. of shares underlying Depository Receipts	Total nos. shares held (VII) = (IV)+(V)+(VI)	Shareholding as a % of total no. of shares (calculated as per SCRR, 1957) As a % of (A+B+C2)	Number of Voting Rights held in each class of securities			No. of Shares Underlying convertible securities (including Warrants)	Shareholding, as a % assuming full conversion of convertible securities (as a percentage of diluted share capital) As a % of (A+B+C2)	Number of Locked in shares		Number of Shares pledged or otherwise encumbered	Number of equity shares held in dematerialized form
							Class eg: X	Class eg: Y	Total			As a % of Total Voting Rights	No.		
(A)	Promoter & Promoter Group	99	14058819		14058819	50.66		14058819	50.66					13741219	
(B)	Public	14346	13694667		13694667	49.34		13694667	49.34					7558491	
(C)	Non Promoter- Non Public	0			0	0		0	0					0	
(C1)	Shares underlying DRs	0			0	0		0	0					0	
(C2)	Shares held by Employee Trusts	0			0	0		0	0					0	
	Total	14385	27753486		27753486	100		27753486	100					21299710	




Table II-Statement showing shareholding pattern of the Promoter and Promoter Group

Category and name of shareholder	PAN	Nos. of sharehold-ers	No. of fully paid up equity shares held	No. of Partly paid up equity shares held	No. of shares underlying Depository Receipts	Total nos. shares held	Shareholding % calculated as per SCRR, 1957 As a % of (A+B+C2)	Number of Voting Rights held in each class of securities			No. of Shares Outstanding convertible securities (including Warrants)	Shareholding, as a % assuming full conversion of convertible securities ( as a percentage of diluted share capital) As a % of (A+B+C2)	Number of Locked in shares		Number of Shares pledged or otherwise encumbered	Number of equity shares held in dematerialized form
								Class eg: X	Class eg: Y	Total			(a)	(b)		
(i)	(ii)	(iii)	(iv)	(v)	(vi)	(vii) = (iv)+(v)+(vi)	(viii)	(ix)	(x)	(xi) = (vii) + (x)	(xii)	(xiii)	(xiv)			
1																
(a)																
Indian Individuals/Hindu undivided Family		21	4560310	0	0	4560310	16.43	4560310	0	4560310	16.43	0	0	0	4560310	
Mriduladevi Shashtra	AYPS1801J		744294			744294	2.68	744294			2.68				744294	
Abhaddevi Shashtra	AAJPS737ZL		2000			2000	0.01	2000			0.01				2000	
Bhavna Goel	AEGFG237TE		10000			10000	0.04	10000			0.04				10000	
Nitesh Shashtra	ABIPS264ZE		498172			498172	1.79	498172			1.79				498172	
Vishesh Shashtra	AVGSP5624P		27000			27000	0.1	27000			0.1				27000	
Dinesh Shashtra	ABJPS2638A		7000			7000	0.03	7000			0.03				7000	
Santosh Shashtra HUF	AABHS9183H		65100			65100	0.23	65100			0.23				65100	
Dinesh Shashtra HUF	AACHD3089G		30000			30000	0.11	30000			0.11				30000	
Manish Shashtra	ABJPS9992F		576307			576307	2.08	576307			2.08				576307	
Suresh Chandra Shashtra	AFEPS1546J		445350			445350	1.6	445350			1.6				445350	
Suresh Chandra Shashtra HUF	AACHS7012Q		546438			546438	1.97	546438			1.97				546438	
Shweta Shashtra	AMDPS1199R		702320			702320	2.53	702320			2.53				702320	
Madhuri Shashtra	ARBPS5625F		664294			664294	2.39	664294			2.39				664294	
Manish Shashtra HUF	AAKHM6673B		68005	0	0	68005	0.25	68005	0	68005	0.25	0	0	0	68005	



Neha Saraf	BLBPS5959K	14530	0	0	0	14530	0.05	0	0	0	0	0	0	0	0	0	0	0	14530
Kailash Chandra Shahra	ABJP5987Q	20100	0	0	0	20100	0.07	0	0	0	0	0	0	0	0	0	0	0	20100
Umesh Shahra	AMBPS571M	40200	0	0	0	40200	0.14	0	0	0	0	0	0	0	0	0	0	0	40200
Neeta Shahra	ABHPS7011H	32100	0	0	0	32100	0.12	0	0	0	0	0	0	0	0	0	0	0	32100
Savitri Devi Shahra	ABKPS4599P	2100	0	0	0	2100	0.01	0	0	0	0	0	0	0	0	0	0	0	2100
Kailash Chandra Shahra HUF	AABHS107ZF	15000	0	0	0	15000	0.05	0	0	0	0	0	0	0	0	0	0	0	15000
Lisha Shahra	AMWPS6835K	50000	0	0	0	50000	0.18	0	0	0	0	0	0	0	0	0	0	0	50000
(b) Central Government/ State Government(s)		0	0	0	0	0	0	0	0	0	0	0	0	0	0	0	0	0	0
(c) Financial Institutions/ Banks		0	0	0	0	0	0	0	0	0	0	0	0	0	0	0	0	0	0








Table III - Statement showing shareholding pattern of the Public shareholder

Category and name of shareholder	PAN	Nos. of shareholders	No. of fully paid up equity shares held	No. of Partly paid-up equity shares held	No. of shares underlying Depository Receipts	Total nos. shares held (VII) = (VI)+(VII)	Shareholding % calculated as per SCRR, 1957 As a % of (A+B+C2)	Shareholdings securities	Number of Voting Rights held in each class of securities			No. of Shares Outstanding convertible securities (including Warrants)	Total Shareholding, as a % assuming full conversion of convertible securities ( as a percentage of diluted share capital) As a % of (A+B+C2)	Number of Locked in shares		Number of Shares pledged or otherwise encumbered	Number of equity shares held in dematerialized form
									(IX) No of Voting Rights	Class eg: X	Class eg: Y			Total	(XII) No.		
1. Institutions																	
(a) Mutual Funds/		7	19500	0	0	19500	0.07	19500	0	19500	0	0	0	0	0	0	0
(b) Venture Capital Funds		0	0	0	0	0		0	0	0	0	0	0	0	0	0	0
(c) Alternate Investment Funds		0	0	0	0	0		0	0	0	0	0	0	0	0	0	0
(d) Foreign Venture Capital Investors		0	0	0	0	0		0	0	0	0	0	0	0	0	0	0
(e) Foreign Portfolio Investors		0	0	0	0	0		0	0	0	0	0	0	0	0	0	0
(f) Financial Institutions/Banks		0	0	0	0	0		0	0	0	0	0	0	0	0	0	0
(g) Insurance Companies		0	0	0	0	0		0	0	0	0	0	0	0	0	0	0







(e)

Any Other (specify)	10186790	383	10186790	10186790	36.7	10186790	0	10186790	36.7	0	0	0	0	0	0	5133775
Anandmangal Investment & Fin. Pvt. Ltd.	AAACA5241L		354400	354400	1.28	354400	0	354400	1.28							354400
Bunkim Finance & Investment Pvt. Ltd.	AAACB2974K		972201	972201	3.5	972201		972201	3.5							972201
Arav Housing & Property Developers Private Limited	AAGCA7324Q		590548	590548	2.13	590548		590548	2.13							590548
Mardale Investment Co. Limited	AAFCM1496E		1125520	1125520	4.06	1125520		1125520	4.06							0
Top Commodities Commission Agents Ltd			500376	500376	1.8	500376		500376	1.8							0
Clemfield Industries Ltd	AADC04065D		2898018	2898018	10.44	2898018		2898018	10.44							0
Jayati Finance and Investment P. Ltd.	AABCI0414H		604065	604065	2.18	604065		604065	2.18							603165
Tej Impex Pvt. Ltd.	AAABCT9976A		343632	343632	1.24	343632		343632	1.24							343632
SARTHAK GLOBAL LIMITED	AAALC0397N		568950	568950	2.05	568950		568950	2.05							104750
LOTUS GLOBAL INVESTMENTS LTD	AAACL6080E		1041116	1041116	3.75	1041116	0	1041116	3.75	0	0	0	0	0	0	1041116
Sub-Total (B)(3)		14337	13658867	13658867	49.21	13658867	0	13658867	49.21	0	0	0	0	0	0	7558491
Total Public Shareholding (B)= (B)(1)+(B)(2)+(B)(3)		14346	13694667	13694667	49.34	13694667	0	13694667	49.34	0	0	0	0	0	0	7558491



Table IV - Statement showing shareholding pattern of the Non Promoter- Non Public Shareholder

Category and name of shareholders	PAN	Nos. of shareholder	No. of fully paid up shares held	No. of Partly paid up equity shares held	No. of underlying Depository Receipts	Total nos. shares held (VII) = (IV)+(V)	Shareholding % calculated as per SCRR, 1957 As a % of (A+B+C2)	Number of Voting Rights securities	No. of Shares Underlying Outstanding convertible securities (including Warrants)	Shareholding, as a % assuming full conversion of convertible securities (as a percentage of diluted share capital) As a % of (A+B+C2)	Number of Locked in shares	Number of Shares pledged or otherwise encumbered		Number of equity shares held in dematerialized form
												(i)	(ii)	
1														
Custodian/DR Holder														
Employee Benefit Trust (under SEBI (Share based Employee Benefit) Regulations, 2014)														
2														
Total Non-Promoter- Non Public Shareholding (C)=(C1)+(C2)														

