



ANIK INDUSTRIES LIMITED

CIN - L24118MH1976PLC136836

Corporate Office :

2/1, South Tukoganj, Behind High Court,

Indore - 452001 (M.P.), INDIA

Phone : +91-731-4018009-10/41

Fax : +91-731-2513285

Email : anik@anikgroup.com

Website : www.anikgroup.com

Un-audited Standalone Financial Results for the quarter and half year ended 30th September, 2023

Rs. in Lakhs

PARTICULARS	STANDALONE					
	Quarter Ended			Half Year Ended		Year ended
	30.09.2023	30.06.2023	30.09.2022	30.09.2023	30.09.2022	31.03.2023
(Refer Notes Below)	Unaudited	Unaudited	Unaudited	Unaudited	Unaudited	Audited
1 Income from operations						
(a) Net Sales / Income From Operations (Net of excise Duty)	1487.72	1804.08	2654.33	3291.80	8081.80	11810.11
(b) Other Operating Income	0.00	0.00	0.00	0.00	0.00	0.00
Total Income from operations (net)	1487.72	1804.08	2654.33	3291.80	8081.80	11810.11
Other Income	29.63	83.35	42.39	112.98	184.29	438.50
Total Revenue	1517.35	1887.43	2696.72	3404.78	8266.09	12248.61
2 Expenses						
a) Cost of materials consumed	127.92	213.43	623.33	341.35	1400.40	2447.61
b) Purchase of stock in trade	95.11	289.40	993.52	384.51	4010.02	5225.88
c) Changes in inventories of finished goods, work in progress & stock in trade	548.48	679.09	378.69	1227.57	1055.56	1458.71
d) Employee benefit expense	65.06	67.51	76.14	132.58	165.03	320.52
e) Finance Cost	22.31	68.96	69.81	91.28	102.54	356.98
f) Depreciation & Amortisation Expense	14.42	14.42	18.94	28.84	37.70	80.57
g) Other Expenditure	700.45	118.48	466.85	818.93	999.82	1780.17
Total expenses (a) to (g)	1573.75	1451.29	2627.28	3025.06	7771.07	11670.44
3 Profit/ (Loss) before exceptional items and tax	(56.40)	436.14	69.44	379.72	495.02	578.17
4 Exceptional items	0.00	0.00	0.00	0.00	0.00	0.00
5 Profit(+)/Loss(-) Before Tax	(56.40)	436.14	69.44	379.72	495.02	578.17
6 Tax Expense						
Current Tax	(42.70)	151.00	(15.00)	108.30	75.00	97.00
Mat Credit Entitlement	30.10	(77.40)	0.00	(47.30)	0.00	0.00
Deferred Tax	3.26	(4.15)	68.70	(0.89)	(165.24)	(26.27)
7 Net Profit (+)/ Loss(-) from continuing operations	(47.06)	366.68	15.74	319.61	585.26	507.44
8 Profit/ (Loss) from discontinuing operation Before tax	0.00	0.00	0.00	0.00	0.00	0.00
9 Tax expenses of discontinuing operations						
Current Tax	0.00	0.00	0.00	0.00	0.00	0.00
Deferred Tax	0.00	0.00	0.00	0.00	0.00	0.00
10 Net Profit/ (Loss) from discontinuing operation after tax	0.00	0.00	0.00	0.00	0.00	0.00
11 Profit/ (Loss) for the period before minority interest	(47.06)	366.68	15.74	319.61	585.26	507.44
12 Share of profit/(loss) of associates	0.00	0.00	0.00	0.00	0.00	0.00
13 Profit (loss) of Minority Interest	0.00	0.00	0.00	0.00	0.00	0.00
14 Net profit/(loss) for the period	(47.06)	366.68	15.74	319.61	585.26	507.44
15 Other Comprehensive income						
Amount of items that will not be reclassified to profit and loss	0.25	1.25	(2.00)	1.50	(4.30)	5.46
Income tax relating to items that will not be reclassified to profit or loss	(0.08)	(0.42)	0.67	(0.50)	1.43	(1.82)
Amount of items that will be reclassified to profit and loss	0.00	0.00	0.00	0.00	0.00	0.00
Income tax relating to items that will be reclassified to profit or loss	0.00	0.00	0.00	0.00	0.00	0.00
16 Total comprehensive income	(46.89)	367.52	14.42	320.61	582.40	511.08





ANIK INDUSTRIES LIMITED

CIN - L24118MH1976PLC136836

Corporate Office :

2/1, South Tukoganj, Behind High Court,

Indore - 452001 (M.P.), INDIA

Phone : +91-731-4018009-10/41

Fax : +91-731-2513285

Email : anik@anikgroup.com

Website : www.anikgroup.com

17	Other Comprehensive Income attributable to						
	Owners of the Company	0.00	0.00	0.00	0.00	0.00	0.00
	Non-controlling interests	0.00	0.00	0.00	0.00	0.00	0.00
	Total	0.00	0.00	0.00	0.00	0.00	0.00
18	Total Comprehensive income for the period attributable to	(46.89)	367.52	14.42	320.61	582.40	511.08
	Comprehensive income for the period attributable to owners of parent						
	Total comprehensive income for the period attributable to owners of parent non-controlling interests						
	Total						
19	Paid up equity share capital (FV of Rs. 10 each)	2775.35	2775.35	2775.35	2775.35	2775.35	2775.35
20	Reserves excluding revaluation Reserves as per balance sheet of previous accounting year	0.00	0.00	0.00	0.00	0.00	28079.61
21	Earnings per share (in Rs.)						
	Earning per equity share from continue operations						
	Basic EPS for continuing operations	(0.17)	1.32	0.06	1.15	2.11	1.83
	Diluted EPS for continuing operations	(0.17)	1.32	0.06	1.15	2.11	1.83
	Earnings per equity share for discontinued operations						
	Basic EPS for discontinued operations	-	-	-	-	-	-
	Diluted EPS for discontinued operations	-	-	-	-	-	-
	Earnings per equity share						
	Basic EPS for continued and discontinued operations	(0.17)	1.32	0.06	1.15	2.11	1.83
	Diluted EPS for continued and discontinued operations	(0.17)	1.32	0.06	1.15	2.11	1.83

Notes:

1	The above results have been reviewed by the Audit Committee and approved by the Board of Directors of the Company at their meeting held on 09.11.2023 and the statutory auditors of the Company have also carried out Limited Review of the Unaudited results for the quarter and half year ended on 30.09.2023 Regulation 33 of SEBI (Listing Obligations and Disclosure Requirements) Regulations, 2015. The auditor have expressed an unmodified report on the above results.
2	These financial results has been prepared in Accordance with the Companies (Indian Accounting Standards) Rules, 2015 (IND AS), prescribed under Section 133 of Companies Act, 2013 and other recognized accounting practices and policies to the Extent Applicable.
3	Previous period/year figures have been regrouped/recasted wherever necessary, to make them comparable with current period/year figures.
4	The above financial results are available on company's website www.anikgroup.com and also on the website of Stock Exchanges i.e. www.nseindia.com and www.bseindia.com.

Date : 09.11.2023

Place : Indore

For & On Behalf of Board of Directors

Manish Shahra
 Manish Shahra
 Managing Director
 DIN: 00230392





ANIK INDUSTRIES LIMITED

CIN - L24118MH1976PLC136836

Corporate Office :

2/1, South Tukoganj, Behind High Court,

Indore - 452001 (M.P.), INDIA

Phone : +91-731-4018009-10/41

Fax : +91-731-2513285

Email : anik@anikgroup.com

Website : www.anikgroup.com

Segment wise Revenue, Results, Assets and Liabilities (for the quarter and half year ended 30th September, 2023)

Rs. In Lakhs

S. No.	PARTICULARS	STANDALONE					
		Quarter Ended			Half Year Ended		Year Ended
		30.09.2023 Unaudited	30.06.2023 Unaudited	30.09.2022 Unaudited	30.09.2023 Unaudited	30.09.2022 Unaudited	31.03.2023 Audited
1	Segment Revenue (Net Sales/ Income)						
a.	Property Development	1392.21	1539.71	1928.48	2931.92	4214.04	6635.69
b.	Trading Others	99.79	330.15	750.41	429.95	3926.56	5317.95
c.	Wind Power	0.00	0.00	0.00	0.00	0.00	0.00
d.	Unallocated-Others	25.35	17.56	17.83	42.91	125.49	294.96
	Net Sales / Income From Operations	1517.35	1887.43	2696.72	3404.78	8266.09	12248.60
2	Segment Results (Profit/ Loss before Tax and Interest)						
a.	Property Development	622.43	544.43	269.62	1166.86	1039.28	1836.80
b.	Trading Others	(7.40)	(13.55)	(65.24)	(20.95)	(378.69)	(577.58)
c.	Wind Power	(6.84)	(6.84)	(6.92)	(13.68)	(13.85)	(27.36)
d.	Unallocated-Others	(642.30)	(18.94)	(58.22)	(661.23)	(49.20)	(296.71)
	Total	(34.09)	505.11	139.26	471.00	597.56	935.15
	Less :-						
i)	Interest	22.31	68.96	69.81	91.28	102.54	356.98
ii)	Other unallocable expenditure net off	0.00	0.00	0.00	0.00	0.00	0.00
iii)	Un-allocable income	0.00		0.00	0.00	0.00	0.00
	Total Profit before Tax	(56.40)	436.15	69.45	379.72	495.02	578.17
3	Segment assets						
a.	Property Development	2664.81	2704.64	8078.56	2664.81	8078.56	2860.60
b.	Trading Others	11058.81	11213.10	11261.41	11058.81	11261.41	12085.23
c.	Wind Power	228.93	236.05	261.65	228.93	261.65	236.05
d.	Unallocated-Others	18576.50	18898.89	22882.82	18576.50	22882.82	18493.06
	Total	32529.05	33052.68	42484.44	32529.05	42484.43	33674.94
4	Segment Liabilities						
a.	Property Development	1740.08	2656.60	9107.22	1740.08	9107.22	2841.60
b.	Trading Others	1103.33	510.08	2772.12	1103.33	2772.12	1256.53
c.	Wind Power	0.00	0.00	0.00	0.00	0.00	0.00
d.	Unallocated-Others	1285.40	1438.87	2454.40	1285.40	2454.40	1497.20
	Total	4128.81	4605.55	14333.74	4128.81	14333.74	5595.33

Date : 09.11.2023

Place : Indore

For & On Behalf of Board of Directors

Manish Shahka
 Manish Shahka
 Managing Director
 DIN: 00230392





ANIK INDUSTRIES LIMITED

CIN - L24118MH1976PLC136836

Corporate Office :

2/1, South Tukoganj, Behind High Court,

Indore - 452001 (M.P.), INDIA

Phone : +91-731-4018009-10/41

Fax : +91-731-2513285

Email : anik@anikgroup.com

Website : www.anikgroup.com

Un-audited Consolidated Financial Results for the quarter and half year ended 30th September, 2023

PARTICULARS	CONSOLIDATED					
	Quarter Ended			Half Year Ended		Year ended
	30.09.2023	30.06.2023	30.09.2022	30.09.2023	30.09.2022	31.03.2023
	Unaudited	Unaudited	Unaudited	Unaudited	Unaudited	Audited
(Refer Notes Below)						
1 Income from operations						
(a) Net Sales / Income From Operations (Net of excise Duty)	1487.72	1804.08	2654.33	3291.80	8081.80	11810.11
(b) Other Operating Income	0.00	0.00	0.00	0.00	0.00	0.00
Total Income from operations (net)	1487.72	1804.08	2654.33	3291.80	8081.80	11810.11
Other Income	29.63	83.35	42.39	112.98	153.94	416.05
Total Revenue	1517.35	1887.43	2696.72	3404.78	8235.74	12226.16
2 Expenses						
a) Cost of materials consumed	127.92	213.43	623.33	341.35	1400.40	2447.61
b) Purchase of stock in trade	95.11	289.40	993.52	384.51	4010.02	5225.88
c) Changes in inventories of finished goods, work in progress & stock in trade	548.48	679.09	378.69	1227.57	1055.56	1458.71
d) Employee benefit expense	65.96	68.41	77.00	134.37	166.71	324.82
e) Finance Cost	22.39	68.97	69.97	91.36	102.71	357.37
f) Depreciation & Amortisation Expense	14.42	14.42	18.94	28.84	37.70	80.57
g) Other Expenditure	700.55	121.61	466.81	822.16	999.89	1781.82
Total expenses (a) to (g)	1574.83	1455.32	2628.25	3030.16	7772.98	11676.78
3 Profit/ (Loss) before exceptional items and tax	(57.48)	432.11	68.47	374.62	462.76	549.38
4 Exceptional items	0.00	0.00	0.00	0.00	0.00	0.00
5 Profit(+)/Loss(-) Before Tax	(57.48)	432.11	68.47	374.62	462.76	549.38
6 Tax Expense						
Current Tax	(42.70)	151.00	(15.00)	108.30	75.00	97.19
Mat Credit Entitlement	30.10	(77.40)	0.00	(47.30)	0.00	0.00
Deferred Tax	3.26	(4.15)	68.70	(0.89)	(165.24)	(26.27)
7 Net Profit (+)/ Loss(-) from continuing operations	(48.13)	362.66	14.76	314.51	552.99	478.46
8 Profit/ (Loss) from discontinuing operation Before tax	0.00	0.00	0.00	0.00	0.00	0.00
9 Tax expenses of discontinuing operations						
Current Tax	0.00	0.00	0.00	0.00	0.00	0.00
Deferred Tax	0.00	0.00	0.00	0.00	0.00	0.00
10 Net Profit/ (Loss) from discontinuing operation after tax	0.00	0.00	0.00	0.00	0.00	0.00
11 Profit/ (Loss) for the period before minority interest	(48.13)	362.66	14.76	314.51	552.99	478.46
12 Share of profit/(loss) of associates	0.00	0.00	0.00	0.00	30.352	30.00
13 Profit (loss) of Minority Interest	0.00	0.00	0.00	0.00	0.00	0.00
14 Net profit/(loss) for the period	(48.13)	362.66	14.76	314.51	583.35	508.46
15 Other Comprehensive income						
Amount of items that will not be reclassified to profit and loss	0.25	1.25	(2.00)	1.50	(4.30)	5.46
Income tax relating to items that will not be reclassified to profit or loss	(0.08)	(0.42)	0.67	(0.50)	1.43	(1.82)
Amount of items that will be reclassified to profit and loss	0.00	0.00	0.00	0.00	0.00	0.00
Income tax relating to items that will be reclassified to profit or loss	0.00	0.00	0.00	0.00	0.00	0.00
16 Total comprehensive income	(47.97)	363.49	13.44	315.51	580.48	512.10



Alcun Seema





ANIK INDUSTRIES LIMITED

CIN - L24118MH1976PLC136836

Corporate Office :

2/1, South Tukoganj, Behind High Court,

Indore - 452001 (M.P.), INDIA

Phone : +91-731-4018009-10/41

Fax : +91-731-2513285

Email : anik@anikgroup.com

Website : www.anikgroup.com

17	Other Comprehensive Income attributable to						
	Owners of the Company	0.17	0.00	0.00	1.00	(2.86)	3.63
	Non-controlling interests	0.00	0.00	0.00	0.00	0.00	0.00
	Total	0.17	0.00	0.00	1.00	(2.86)	3.63
18	Total Comprehensive income for the period attributable to						
	Comprehensive income for the period attributable to owners of parent	(48.13)	363.49	16.43	314.51	583.60	508.46
	Total comprehensive income for the period attributable to owners of parent non-controlling interests	(0.14)	(0.54)	(0.13)	(0.68)	(0.26)	(0.16)
	Total	(47.99)	362.95	16.31	315.19	583.86	508.30
19	Paid up equity share capital (FV of Rs. 10 each)	2775.35	2775.35	2775.35	2775.35	2775.35	2775.35
20	Reserves excluding revaluation Reserves as per balance sheet of previous accounting year	0.00	0.00	0.00	0.00	0.00	40206.87
21	Earnings per share (in Rs.)						
	Earning per equity share from continue operations						
	Basic EPS for continuing operations	(0.17)	1.31	0.05	1.13	2.10	1.83
	Diluted EPS for continuing operations	(0.17)	1.31	0.05	1.13	2.10	1.83
	Earnings per equity share for discontinued operations						
	Basic EPS for discontinued operations	-	-	-	-	-	-
	Diluted EPS for discontinued operations	-	-	-	-	-	-
	Earnings per equity share						
	Basic EPS for continued and discontinued operations	(0.17)	1.31	0.05	1.13	2.10	1.83
	Diluted EPS for continued and discontinued operations	(0.17)	1.31	0.05	1.13	2.10	1.83

Notes:

1	The above results have been reviewed by the Audit Committee and approved by the Board of Directors of the Company at their meeting held on 09.11.2023 and the statutory auditors of the Company have also carried out Limited Review of the Unaudited results for the quarter and half year ended on 30.09.2023 Regulation 33 of SEBI (Listing Obligations and Disclosure Requirements) Regulations, 2015. The auditor have expressed an unmodified report on the above results.
2	These financial results has been prepared in Accordance with the Companies (Indian Accounting Standards) Rules, 2015 (IND AS), prescribed under Section 133 of Companies Act, 2013 and other recognized accounting practices and policies to the Extent Applicable.
3	Previous period/year figures have been regrouped/recasted wherever necessary, to make them comparable with current period/year figures.
4	The above financial results are available on company's website www.anikgroup.com and also on the website of Stock Exchanges i.e. www.nseindia.com and www.bseindia.com.

Date : 09.11.2023

Place : Indore

For & On Behalf of Board of Directors

Manish Shahra

Manish Shahra
Managing Director
DIN: 00230392





ANIK INDUSTRIES LIMITED

CIN - L24118MH1976PLC136836

Corporate Office :

2/1, South Tukoganj, Behind High Court,

Indore - 452001 (M.P.), INDIA

Phone : +91-731-4018009-10/41

Fax : +91-731-2513285

Email : anik@anikgroup.com

Website : www.anikgroup.com

Segment wise Revenue, Results and Capital Employed (for the quarter and half year ended 30th September, 2023)

Rs. In Lakhs

S. No.	PARTICULARS	CONSOLIDATED					Year Ended 31.03.2023 Audited
		Quarter Ended			Half Year Ended		
		30.09.2023 Unaudited	30.06.2023 Unaudited	30.09.2022 Unaudited	30.09.2023 Unaudited	30.09.2022 Unaudited	
1	Segment Revenue (Net Sales/ Income)						
a.	Property Development	1392.21	1539.71	1928.48	2931.92	4214.04	6635.69
b.	Trading Others	99.79	330.15	750.41	429.95	3926.56	5317.95
c.	Wind Power	0.00	0.00	0.00	0.00	0.00	0.00
d.	Unallocated-Others	25.35	17.56	17.83	42.92	95.14	272.52
	Net Sales / Income From Operations	1517.35	1887.43	2696.72	3404.78	8235.74	12226.16
2	Segment Results (Profit/ Loss before Tax and Interest)						
a.	Property Development	622.44	544.43	269.62	1166.87	1039.28	1836.80
b.	Trading Others	(7.40)	(13.55)	(65.24)	(20.95)	(378.69)	(577.58)
c.	Wind Power	(6.84)	(6.84)	(6.92)	(13.68)	(13.85)	(27.36)
d.	Unallocated-Others	(643.29)	(22.96)	(59.03)	(666.25)	(81.30)	(325.12)
	Total	(35.09)	501.08	138.44	465.99	565.46	906.74
	Less : -						
i)	Interest	22.39	68.97	69.97	91.36	102.71	357.37
ii)	Other unallocable expenditure net off	0.00	0.00	0.00	0.00	0.00	0.00
iii)	Un-allocable income	0.00		0.00	0.00	0.00	0.00
	Total Profit before Tax	(57.48)	432.11	68.47	374.63	462.76	549.37
3	Segment assets						
a.	Property Development	2664.81	2704.64	8078.56	2664.81	8078.56	2860.60
b.	Trading Others	11058.80	11213.10	11261.41	11058.80	11261.41	12085.23
c.	Wind Power	228.93	236.05	261.65	228.93	261.65	236.05
d.	Unallocated-Others	30761.45	31073.26	35056.38	30761.45	35056.38	30670.64
	Total	44713.99	45227.04	54658.00	44713.99	54658.00	45852.52
4	Segment Liabilities						
a.	Property Development	1740.08	2656.60	9107.22	1740.08	9107.22	2841.60
b.	Trading Others	1103.33	510.08	2772.12	1103.33	2772.12	1256.53
c.	Wind Power	0.00	0.00	0.00	0.00	0.00	0.00
d.	Unallocated-Others	1348.19	1490.20	2503.41	1348.19	2503.41	1547.53
	Total	4191.60	4656.88	14382.74	4191.60	14382.74	5645.66

Date : 09.11.2023

Place : Indore

For & On Behalf of Board of Directors

Manish Shahra

Manish Shahra
Managing Director
DIN: 00230392





ANIK INDUSTRIES LIMITED

CIN - L24118MH1976PLC136836

Corporate Office :

2/1, South Tukoganj, Behind High Court,

Indore - 452001 (M.P.), INDIA

Phone : +91-731-4018009-10/41

Fax : +91-731-2513285

Email : anik@anikgroup.com

Website : www.anikgroup.com

(Rs. In Lakhs)

STATEMENT OF ASSETS AND LIABILITIES				
Particulars	Standalone		Consolidated	
	Half Year Ended 30.09.2023 Unaudited	Year Ended 31.03.2023 Audited	Half Year Ended 30.09.2023 Unaudited	Year Ended 31.03.2023 Audited
ASSETS				
1 NON-CURRENT ASSETS				
Property, plant and equipment	386.80	409.58	4913.91	4936.68
Right of Use Assets	992.19	998.17	992.19	998.17
Capital work-in-progress	0.00	0.00	967.04	678.52
Investment property	0.00	0.00	0.00	0.00
Goodwill	0.00	0.00	8734.47	8734.47
Other intangible assets	0.21	0.29	0.21	0.29
Intangible assets under development	0.00	0.00	0.00	0.00
Biological assets other than bearer plants	0.00	0.00	0.00	0.00
Investments accounted for using equity method	0.00	0.00	0.00	0.00
Non-Current Financial Assets				
Non-Current investments	10330.35	10331.32	0.00	0.98
Trade receivables, non-current				
Loans, non-current	0.00	0.00	0.00	0.00
Other non-current financial assets	4.27	456.33	4.27	456.33
Total non-current financial assets				
Deferred tax assets (net)	2152.27	2104.58	2256.78	2209.09
Other non-current assets	3617.57	3960.62	9072.65	9702.85
Total non-current assets	17483.66	18260.89	26941.52	27717.39
2 Current Assets				
Inventories	900.73	2129.65	900.73	2129.65
Current financial asset				
Current investments	0.00	0.00	0.00	0.00
Trade receivables, current	8020.70	8460.36	10709.97	11149.63
Cash and cash equivalents	367.73	202.21	368.12	202.21
Bank balance other than cash and cash equivalents	161.65	851.81	161.65	851.81
Loans, current				
Other current financial assets	94.66	105.04	95.73	105.91
Total current financial assets	8644.74	9619.42	11335.48	12309.56
Current tax assets (net)				
Other current assets	5499.90	3664.98	5536.25	3695.92
Total Current assets	15045.37	15414.05	17772.45	18135.13
3 Non-current assets classified as held for sale	0.00	0.00	0.00	0.00
Regulatory deferral account debit balances and related deferred tax Assets				
Total Assets	32529.03	33674.93	44713.97	45852.51
EQUITY AND LIABILITIES				
1 Equity				
Equity attributable to owners of parent				
Equity share capital	2775.35	2775.35	2775.35	2775.35
Other equity	25624.89	25304.26	35901.74	35585.54

Devin Devis



**ANIK INDUSTRIES LIMITED**

CIN - L24118MH1976PLC136836

Corporate Office :

2/1, South Tukoganj, Behind High Court,

Indore - 452001 (M.P.), INDIA

Phone : +91-731-4018009-10/41

Fax : +91-731-2513285

Email : anik@anikgroup.com

Website : www.anikgroup.com

	Total equity attributable to owners of parent	28400.23	28079.61	38677.09	38360.89
	Non controlling interest			1845.29	1845.98
	Total equity	28400.23	28079.61	40522.38	40206.87
2	LIABILITIES				
	Non-current liabilities				
	Non-current financial liabilities				
	Borrowings, non-current	574.32	737.09	574.32	737.09
	Trade payables, non-current				
	Other non-current financial liabilities	-	-	-	-
	Total non-current financial liabilities	574.32	737.09	574.32	737.09
	Provisions, non-current	29.33	28.53	29.33	28.53
	Deferred tax liabilities (net)				
	Deferred government grants, Non-current	-	-	-	-
	Other non-current liabilities	-	-	-	-
	Total non-current liabilities	603.65	765.62	603.65	765.62
	Current liabilities				
	Current financial liabilities				
	Borrowings, current	323.50	2291.60	323.50	2291.60
	Trade payables, current				
	Total outstanding dues of micro enterprises and small enterprises	-	-	-	-
	Total outstanding dues of creditors other than micro enterprises and small enterprises	566.40	526.77	626.66	573.98
	Other current financial liabilities	1402.39	1772.99	1403.86	1775.66
	Total current financial liabilities	2292.29	4591.36	2354.02	4641.24
	Other current liabilities	1118.86	208.32	1119.92	208.58
	Provisions, current	11.83	10.83	11.83	10.83
	Current tax liabilities (Net)	102.17	19.19	102.17	19.38
	Deferred government grants, Current	-	-	-	-
	Total current liabilities	3525.15	4829.70	3587.94	4880.03
	Liabilities directly associated with assets in				
3	disposal group classified as held for sale	0.00	0.00	0.00	0.00
4	Regulatory deferral account credit balances and related deferred tax liability	-	-	-	-
	Total liabilities	4128.80	5595.33	4191.59	5645.65
	Total equity and liabilities	32529.03	33674.94	44713.97	45852.52
	Disclosure of notes on assets and liabilities				

Date : 09.11.2023

Place : Indore

Manish Shahra
Managing Director
DIN: 00230392



ANIK INDUSTRIES LIMITED

CIN - L24118MH1976PLC136836

Corporate Office :

2/1, South Tukoganj, Behind High Court,

Indore - 452001 (M.P.), INDIA

Phone : +91-731-4018009-10/41

Fax : +91-731-2513285

Email : anik@anikgroup.com

Website : www.anikgroup.com

ANIK INDUSTRIES LIMITED CIN L24118MH1976PLC136836 CASH FLOW STATEMENT FOR THE HALF YEAR ENDED 30TH SEPT., 2023				
PARTICULARS	STANDALONE		CONSOLIDATED	
	Period ended 30.09.2023 UNAUDITED	Period ended 31.03.2023 AUDITED	Period ended 30.09.2023 UNAUDITED	Period ended 31.03.2023 AUDITED
I CASH FLOW FROM CONTINUING OPERATIONS				
A. CASH FLOW FROM OPERATING ACTIVITIES				
Net profit before tax & Extraordinary Item	379.72	578.16	374.62	579.37
Adjustment For :				
Depreciation	28.84	80.57	28.84	80.57
Finance Costs	91.28	356.98	91.36	357.37
Interest Received	(66.78)	(365.45)	(66.78)	(365.45)
Allowance for Bad and Doubtful debts	-	23.72	-	23.72
Provision for doubtful Advance reversed	-	-	-	(0.35)
Net loss on sale of Property plant and equipment	-	9.52	-	9.52
Provision for doubtful debts reversed	(13.21)	-	(13.21)	-
Profit from partnership firm	-	(30.00)	-	(30.00)
Adjustment for Other Comprehensive Income	1.50	5.46	1.50	5.46
Gain / (loss) on fair value of investment	0.97	0.36	0.97	0.36
Operating profit before working capital changes	422.31	659.32	417.30	660.56
Adjustment For :				
Trade and other receivables	(1,377.24)	26,786.43	(1,382.85)	26,779.55
Inventories	1,228.92	1,847.52	1,228.92	1,847.52
Trade and Other Payables	581.37	(25,790.88)	594.03	(25,809.17)
Cash Generated from Operations	855.36	3,502.39	857.40	3,478.47
Direct Taxes Paid	(25.31)	(108.49)	(25.50)	(109.32)
Net cash from/ (used in) operating activities	830.05	3,393.90	831.90	3,369.14
B. CASHFLOW FROM INVESTING ACTIVITIES				
Purchase of Property Plant and Equipment	343.05	(3,141.62)	341.69	(3,119.57)
Sale of Property Plant and Equipment	-	10.01	-	10.01
Net realisation on disposal of Partnership firm (Assoc	-	4,652.18	-	4,652.18
Interest Received	72.40	364.29	72.40	364.29
Changes in bank balances not considered as cash and cash equivalent	1,142.16	733.34	1,142.16	733.34
Net cash from/ (used in) investing activities	1,557.61	2,618.20	1,556.25	2,640.25

Umesh Sealani





ANIK INDUSTRIES LIMITED

CIN - L24118MH1976PLC136836

Corporate Office :

2/1, South Tukoganj, Behind High Court,

Indore - 452001 (M.P.), INDIA

Phone : +91-731-4018009-10/41

Fax : +91-731-2513285

Email : anik@anikgroup.com

Website : www.anikgroup.com

C.	CASHFLOW FROM FINANCING ACTIVITIES				
	Repayment of Borrowing	(2,130.88)	(5,706.01)	(2,130.88)	(5,706.01)
	finance cost	(91.28)	(356.98)	(91.36)	(357.37)
	Net cash from/ (used in) financing activities	(2,222.16)	(6,062.99)	(2,222.24)	(6,063.38)
	Net Increase/ (Decrease) in cash and cash equivalents from continuing operations (A+B+C)	165.50	(50.90)	165.91	(53.99)
	Net Increase/ (Decrease) in cash and cash equivalents (I+II)	165.50	(50.90)	165.91	(53.99)
	Cash and Cash Equivalents at Beginning of the Year	202.21	253.11	202.21	256.20
	Cash and Cash Equivalents at End of the Year	165.50	202.21	165.91	(53.99)
	Cash & Cash Equivalents comprises:				
	Balance with banks in current accounts	367.17	200.49	367.57	200.49
	Cash on hand	0.56	1.72	0.56	1.72
		367.73	202.21	368.13	202.21

Date : 09.11.2023

Place : Indore

For & On Behalf of Board of Directors


MANISH SHAKRA
Managing Director
DIN:00230392






S.N. Gadiya & Co.

Chartered Accountants

 241, Apollo Tower, 2, M.G. Road, Indore-1 Ph.: 07314069030

 15, Textile Clerk Colony, Indore-10 Ph.: 07314031266

Satya Narayan Gadiya

FCA, ACS, B.Com.

 satya_mewar@rediffmail.com

 9301503126

Limited Review Report on Unaudited Quarterly and year to date Standalone Financial Results of the Company Pursuant to the Regulation 33 of the SEBI (Listing Obligations and Disclosure Requirements) Regulations, 2015 as amended.

To,
The Board of Directors
Anik Industries Limited

We have reviewed the accompanying statement of Standalone Unaudited Financial Results of **Anik Industries Limited** ("the Company") for the quarter ended 30th September 2023 and year to date result for the period from April 01, 2023 to September 30, 2023 ("the statement"), being submitted by the Company pursuant to Regulation 33 of SEBI (Listing Obligation and Disclosure Requirements) Regulations, 2015 as amended. This statement is the responsibility of the Company's Management and has been approved by the Board of Directors. Our responsibility is to issue a report on the financial statements based on our review.

We conducted our review of the Statement in accordance with the Standard on Review Engagement (SRE) 2410, 'Review of Interim Financial Information Performed by the Independent Auditor of the Entity', issued by the Institute of Chartered Accountants of India. This standard requires that we plan and perform the review to obtain moderate assurance as to whether the financial statement is free of material misstatement. A review is limited primarily to inquiries of company personnel and analytical procedures applied to financial data and thus provide less assurance than an audit. We have not performed an audit and accordingly, we do not express an audit opinion.

Based on our review conducted as above, nothing has come to our attention that causes us to believe that the accompanying statement of unaudited financial results prepared in accordance with the recognition and measurement principles laid down in applicable Indian Accounting Standard (Ind AS) prescribed under Section 133 of the Companies Act, 2013 read with relevant rules issued there under and other accounting principles generally accepted in India, has not disclosed the information required to be disclosed in terms of Regulation 33 of the SEBI (Listing Obligation and Disclosure Requirements) Regulations 2015 as amended, including the manner in which it is to be disclosed, or that it contains any material misstatement.

For S. N. GADIYA & CO.
Chartered Accountant
(Firm Regn No.: 02052C)



(CA SATYANARAYAN GADIYA)
PROPRIETOR
Membership No: 071229

Place :INDORE
Date : 09.11.2023
UDIN : 23071229BGVAIO6673





S.N. Gadiya & Co.

Chartered Accountants

🏠 241, Apollo Tower, 2, M.G. Road, Indore-1 Ph.: 07314069030

🏠 15, Textile Clerk Colony, Indore-10 Ph.: 07314031266

Satya Narayan Gadiya

FCA, ACS, B.Com.

✉ satya_mewar@rediffmail.com

📞 9301503126


Limited Review Report on Unaudited Quarterly and Year to date Consolidated Financial Results of the Company Pursuant to the Regulation 33 of the SEBI (Listing Obligations and Disclosure Requirements) Regulations, 2015 as amended

To
**Board of Directors of
Anik Industries Limited**

1. We have reviewed the accompanying Statement of consolidated financial results of Anik Industries Limited ("the Holding Company") and its Subsidiary ("the Holding company and its subsidiary together referred to as "the Group") and share of profit of its associate for the quarter ended 30th September, 2023 and year to date from April 01, 2023 to September 30, 2023 attached herewith, being submitted by the holding company pursuant to the requirement of Regulation 33 of SEBI (Listing Obligations and Disclosure Requirements) Regulations, 2015 (Listing Regulations) (as amended).
2. This Statement, which is the responsibility of the Holding Company's management and approved by the Holding Company's Board of Directors, has been prepared in accordance with the recognition and measurement principles laid down in Indian Accounting Standard 34 'Interim Financial Reporting' ("Ind AS 34"), prescribed under Section 133 of the Companies Act, 2013, and other accounting principles generally accepted in India and in compliance with Regulation 33 of the Listing Regulations. Our responsibility is to express a conclusion on the Statement based on our review.
3. We conducted our review of the Statement in accordance with the Standard on Review Engagements (SRE) 2410 "Review of Interim Financial Information Performed by the Independent Auditor of the Entity", issued by the Institute of Chartered Accountants of India. A review of interim financial information consists of making inquiries, primarily of persons responsible for financial and accounting matters, and applying analytical and other review procedures. A review is substantially less in scope than an audit conducted in accordance with Standards on Auditing and consequently does not enable us to obtain assurance that we would become aware of all significant matters that might be identified in an audit. Accordingly, we do not express an audit opinion.

We also performed procedures in accordance with the circular issued by the SEBI under Regulation 33 (8) of the SEBI (Listing Obligations and Disclosure Requirements) Regulations, 2015, as amended, to the extent applicable


4. The Statement includes the unaudited financial information / results of the following entities
 - a. Revera Milk and Foods Private Limited (Subsidiary).
5. Based on our review conducted and procedures performed as stated in paragraph 3 above and based on the consideration of the review reports of the other auditors referred below, nothing has come to our attention that causes us to believe that the accompanying Statement, prepared in accordance with the recognition and measurement principles laid down in the aforesaid Indian Accounting Standard and other accounting principles generally accepted in India, has not disclosed the information required to be disclosed in terms of Regulation 33 of the SEBI (Listing Obligations and Disclosure Requirements) Regulations, 2015, as amended, including the manner in which it is to be disclosed, or that it contains any material misstatement.
6. We did not review the interim financial information of the subsidiary included in the consolidated unaudited financial results, whose interim financial information reflect total assets of Rs. 13780.83



lacs as at 30th September 2023, total revenues of Nil and Nil total net loss after tax of Rs.1.08 lacs and Rs. 5.10 lacs and total comprehensive loss of Rs.1.08 lacs and Rs. 5.10 lacs, for the quarter ended 30th September 2023 and for the period from April 01, 2023 to September 30, 2023 respectively and net cash inflow of Rs. 0.41 lacs as considered in the consolidated unaudited financial results. These interim financial information of the subsidiary have been reviewed by other auditors whose reports have been furnished to us by the Management and our conclusion on the Statement, in so far as it relates to the amounts and disclosures included in respect of the subsidiary is based solely on the reports of the other auditors and the procedures performed by us as stated in paragraph 3 above.

Our conclusion on the Statement is not modified in respect of the above matters

For S. N. GADIYA & CO.
Chartered Accountant
(Firm Regn No.: 02052C)



(CA SATYANARAYAN GADIYA)
PROPRIETOR
Membership No: 071229

Place :INDORE
Date : 09.11.2023
UDIN : 23071229BGVAIP2617

